

Reading Connection

Working Together for Learning Success

October 2016


Holy Rosary School



Book Picks

■ *Pie* (Sarah Weeks)

Aunt Polly's cat inherited her famous pie-crust recipe, and Alice inherited the cat. Now the cat is missing, and Alice fears that someone in her pie-crazy town has stolen him to get the recipe and win the baking contest. It's up to Alice and her friend Charlie to solve the mystery and find the cat.



■ *Howtoons: Tools of Mass*

Construction (Saul Griffith, Ingrid Dragotta, Nick Dragotta)

While following the fictional adventures of Tucker and Celine, your child can do real projects that combine math, science, engineering, and art. He'll learn to turn a turkey baster into a flute, create a submarine, and much more.




■ *Poet: The Remarkable Story of George Moses Horton* (Don Tate)

Born into slavery, young George taught himself to read and write, even though it was against the law. Soon he was writing poetry while he worked, eventually becoming the first African American to be published in the South. This biography follows his struggle to educate himself and gain freedom.

■ *Eager* (Helen Fox)

Siblings Gavin and Fleur aren't comfortable with their family's new robot, Eager. He's different from the robots they're used to—he learns and has emotions. When a robot uprising begins, Eager and the children set out to save humanity and to understand the meaning of "alive." The first book in the Eager series.



Before you write...

Whether your child lists facts, brainstorms ideas out loud, or draws a comic strip, doing pre-writing activities can make her finished report or essay more interesting and organized. Share these ideas.



Write ABC facts

This list will make it easy for your youngster to keep track of information she gathers. Have her write the alphabet down the left side of a sheet of paper and write facts starting with as many letters as possible. For a paper on reptiles, she might write "cold blooded" for C and "vertebrates" for V.

Hear me brainstorm

Turn on a voice recorder, and let your child talk about her topic. Without paper and pencil in front of her, she may feel more relaxed, and her ideas will flow. Encourage her to state facts she already knows and to ask questions she needs to

research. When she's finished, she should play back the recording and take notes on what to include.

Draw a comic strip

Your youngster might enjoy creating a colorful comic strip as an outline for her paper. For instance, if she's writing about the Wright brothers' first flight, the frames of her comic strip could show them designing, building, testing, fixing problems, and taking flight. She can refer to the comic to keep events in order while she writes her report. ▮

Support for reading homework

From novels to textbook chapters and worksheet instructions, reading is a big part of your youngster's nightly homework. Here are ways to help him succeed:

- ✓ Listen to your child read. Reading aloud keeps him from skipping over words or skimming, both of which can interfere with comprehension.
- ✓ Ask open-ended questions about what he's reading. Thinking more deeply about the novel or science chapter will help him absorb and remember the material.
- ✓ Have your youngster tell you what a book or a chapter is about and give his opinion. He'll practice summarizing and analyzing what he reads. ▮



Traits of successful readers

Character traits like confidence and perseverance tend to make children better readers. Consider this advice for instilling both in your youngster.

Confidence. Does your child see himself as a good reader? To build confidence, you could:

- Help him find a series that he enjoys. The characters and the format will become familiar, which will improve comprehension and give him confidence to read the next installments.
- Offer specific praise. Rather than “You’re becoming a good reader,” try “You read that page so smoothly.”



Perseverance. Sometimes, your youngster will be assigned a book that he doesn’t find interesting or that’s challenging. Suggest that he approach it with strategies for finishing successfully. You might:

- Have him break big assignments into smaller chunks and set goals for the number of pages to read each day.
- Encourage him to take short breaks to do

physical activity when he’s feeling frustrated or overwhelmed—and then get back to it. 📖



Fun with Words Which words are related?

Vocabulary words are easier to understand and remember if your child connects them with other words. Try this friendly competition.

1. Ask your youngster to choose a word from her vocabulary list or a textbook glossary. Each player writes the word at the top of her paper.

2. Set a timer for 1 minute, and everyone lists all the related words they can think of. If the word is *hemisphere*, your youngster’s list might include *half*, *equator*, and *meridian*.

3. When time’s up, take turns reading your lists aloud. Cross off any duplicate words. The player with the most remaining words wins.

4. Let the winner pick a new word, and play again.

Note: If a player questions a word, the person who listed it has to explain why it’s connected. Does everyone else agree? 📖



Parent & Parent Write a sportscast

Write a sportscast

My daughter Bailey and I love watching the World Series together. Last year, when my work schedule caused me to miss a game, I asked Bailey to be my personal sportscaster. I promised not to listen to the radio on the way home so she could give me the “scoop.” She was excited about watching the game and writing a recap to “broadcast” to me.

I let her know that I wanted all the details and encouraged her to jot down specifics on the hits, runs, and stolen bases to bring her recap to life. When I got home, Bailey read her “broadcast” in her best sportscaster voice.

Now Bailey’s sportscasts are an ongoing thing at our house. She plans to write recaps on any World Series games I miss this year, and I look forward to “seeing” them through her eyes. 📖



Q&A Sharing the newspaper

Q When I was my son’s age, my family read the newspaper every morning at breakfast. I’d like to get back to that, even though we could get our news online these days. Any ideas?

A A newspaper is nice because it’s something the entire family can share rather than reading the news on individual screens.


Try passing around sections over breakfast or after dinner, and talk about what you’re reading.

Pay attention to what captures your

youngster’s attention, such as articles about the upcoming election or the latest fitness craze, and look for follow-up stories. Point out issues that interest you, too.

Finally, help your son see the paper as a go-to resource. For example, try a recipe from the food section, attend a play that’s

reviewed in the entertainment pages, or explore a hiking trail mentioned in the outdoor section. You’ll reinforce the habit of enjoying the paper together. 📖



OUR PURPOSE

To provide busy parents with practical ways to promote their children’s reading, writing, and language skills.

Resources for Educators,
a division of CCH Incorporated
128 N. Royal Avenue • Front Royal, VA 22630
540-636-4280 • rfeustomer@wolterskluwer.com
www.rfeonline.com
ISSN 1540-5583