

Summer 2017 ELA Grades 3 and 4

It is important that you keep your brain active over the summer to be ready for next year. In this packet, you will find a calendar of activities to last you all summer long. Create a journal that you can use to note your thoughts, ideas, and any work you complete. Be sure to enter the date in your journal for each assignment you do. Once you have completed an activity, write about it in your journal. Use words or draw a picture.

Directions:


- Families may use the calendar together. Find the ones that sound interesting to you. **Pick at least 10 calendar activities for the summer.** You are welcome to take the challenge and complete EVERY day! You will also need to complete 2 Reader Response Forms as well. **Be sure to complete the 10 activities and turn in your journal and 2 Reader Response Forms the first week of school.**

- Students should also read for at least 30 minutes each day.




**You will need a Journal to complete the summer work. Your journal will be your special place for the daily calendar work and writing. You may purchase one OR why not try and make your own journal! Staple several papers together or use a notebook/binder with paper. Be creative and decorate the journal. Specific journaling tasks are given some days, but you may also journal after each day's reading, noting things that stood out, questions that they have, or general wonderings about the text.

Be sure to complete the 10 activities and turn in your journal and 2 Reader Response Forms the first week of school.




JUNE

| Sunday | Monday | Tuesday | Wednesday | Thursday | Friday | Saturday |
|------------------------------------|--|--|--|---|--|--|
| 18 Start creating your journal! | 19 Visit your local public library and pick up a copy of the Summer Reading List. Check out at least two recommended books (one fiction and one nonfiction) that are just right for you! | 20 Celebrate Summer! In your journal, write three synonyms for the word "celebrate." See if you can use the synonyms in your conversations today! | 21 Celebrate the first day of summer by brainstorming as many words as you can that are associated with summer! | 22 How many words can you make with these letters? e, i, o, c, d, r, s, v, y Create at least 15 words. Write the words you create in your journal. Sort related words such as dry and dries. Use related words in a sentence that shows their relationship. Use all the letters to find the magic word. | 23 Visit http://www.pgcmls.info/upcomingkidsevents for more information and additional resources to help your summer reading experience! | |
| 25 | 26 Relationships with others are important. Think about the relationship you have with a sibling, cousin, or friend. Write about how your relationship with that person is like the relationship between the characters in the book you are reading | 27 How many words can you make with these letters? a, e, e, i, c, c, f, k, r, r, r, s Create at least 15 words. Sort them into two categories: soft c words (ice) and hard c words (car). Use all letters to find the magic word. | 28 Today is Paul Bunyan Day! He is a lumberjack in American Folklore. Write at least 10 words associated with the job of lumberjack.  | 29 Today is Camera Day! How many words related to photography can you make from these letters? m f a r e t c i e r s p u l s m e l s h e c e e s l f s a h | 30 | Time to brush up on your typing skills! Visit the Typing Factory at http://www.learninggamesforkids.com/keyboarding_games/typing-factory.html to practice! |

JULY

| Sunday | Monday | Tuesday | Wednesday | Thursday | Friday | Saturday |
|---|---|--|--|--|---|--|
| 1/2 Read to someone your favorite part of a book. When you get to the speaking part of different characters, change your voice to match their mood. | 3 What is the major problem in the story you are reading? Write about the problem in your journal. Share it with a family member. Write about different ways the character may be able to solve the problem. | 4 Brainstorm six words that are associated with the 4th of July. Sort them into two lists: 1 for long vowel words and 1 short vowel words. | 5 | 6 How many words can you make with these letters? a, e, e, i, o, c, n, r, r, t Create at least 15 words. Use all letters to find the magic word. Sort them into categories by long vowel sounds a-e, i-e, and o-e. | 7 | What are five new words you learned while reading? Write at least three of the words, their meanings in your own words, and draw an illustration to help someone else learn these words. |
| Think about the stories you have read. Make a list of your favorite characters in your journal. Visit http://teacher.scholastic.com/activities/scrapbook/ to complete a character scrapbook. Share it with your friends and family. | 10 | 11 What is the weather like today? Write a description of the weather using vivid verbs in your journal. Make sure the reader can visualize a clear picture of the weather based on your writing. | 12 Cut out your favorite article from a newspaper, magazine, or online journal. Paste it in your journal. Add text features to the article to help the reader gain a deeper understanding. | 13 | How many words can you make with these letters? e, i, f, h, j, l, l, s, y Create at least 15 words. Write them in your journal. Use all letters to find the magic word. Sort them into three categories: y as in yellow, y as in silly, y as in cry. | 15 |
| 16 Read a recipe from your book or from the packaging of food. How is reading a recipe different from reading a story. Write about the differences in your journal. | 17 Read another recipe. Retell the steps in your own words. Write it in your journal.  | 18 | 19 It is so boring to describe food as good. In your journal, brainstorm a list of sensory words that can be used to describe food. Circle your favorite word. Be sure to make that word a part of your vocabulary. | 20 | 21 What is your favorite dessert? Can you remember the first time you ate it? Write a description of it in your journal. | 22 |
| 3 Read a poem to a family member or friend. First, read it in a soft voice. Then, read it in a loud voice. Last, read it in a normal voice with lots of expression. | 24 | 25 Write an Acrostic poem about a fun time you've had this summer. Start each line with a letter on each line. S U M M E R  | 26 | 27 . Poems have specific characteristics. Some of them include: • lines • stanza • rhyme • rhythm Define and give examples of each in your journal. | 28 Visit http://www.readkiddoread.com/ for great reading ideas. | 29 The Discovery Channel's Shark Week is this month! Check out <i>Surprising Sharks</i> by Nicola Davies or any other books about sea creatures.  |
| 30 How many words can you make with these letters? a, e, u, b, g, h, m, r, r, s Create at least 15 words. Write them in your journal. Use all letters to find the magic word. Sort them into two to three categories of your choice. | 31 In your journal write new information you learned about sea creatures. Share it with a friend. Be sure to include your thoughts about the author and whether or not he/she did a good job organizing the information. | | | | | |

AUGUST

| Sunday | Monday | Tuesday | Wednesday | Thursday | Friday | Saturday |
|---|--|--|---|--|--|--|
| | | 1 AUGUST Scientists swim with sharks to study them up close. Would you go into the sea to swim with sharks? Write your thoughts in your journal.  | 2 The words <i>ferocious</i> , <i>predator</i> , <i>fierce</i> , and <i>brutal</i> are often used to describe sharks. Define these words. Then, think about other animals that can be described in the same way. Draw and label the other animals with a caption that includes the vocabulary words. | 3 | 4 Visit http://www.wordle.net and make a "word cloud" filled with words you have learned the entire summer. Glue your "word cloud" into your journal. | 5 Next week you are going to begin your end-of-year summer project. Check out books that will help you with your project. |
| 6 | 7 How many words can you make with these letters? a, i, i, o, c, d, n, r, t, y Create at least 15 words. Write them in your journal. Use all letters to find the magic word. Some words can be made just by changing where the letters are. | 8 | 9 Decide when and where you had the most fun so far this summer. Be sure to include, as many details as you can. | 10 | 11 What is your favorite commercial? Write down why you like it. Is it funny? Do you like the music? What does it sell? | 12 Visit the library to check out more books to help with your summer project. |
| 13 | 14 | 15 | 16 | 17 | 18 | 19 |
| August 13-19, 2017 ~ Summer Project~ Use the response forms to write about 2 books you have read so far this summer | | | | | | |
| 20 Today is National Radio day. Ask an older brother or sister to help you write a commercial about your favorite sport. Practice is then record it like you were a radio announcer. | 21 | 22 Today is National Tooth Fairy Day! Write about what you would give kids if you were the Tooth Fairy?  | 23 Write a list of the things you would need to do the job of Tooth Fairy. How would you get from house to house? Where would you keep the list of kid's names? What would you use to carry the gifts? | 24 | 25 Visit http://www.kwarp.com/portfolio/grammaminja.html and practice identifying parts of speech at the dojo. | 26 Summer vacation is almost over. Be sure to return all books to the library! |
| 27 S. | 28 How many words can you make with these letters? a, e, e, o, h, r, s, s Create at least 15 words. Write them in your journal. Use all letters to find the magic word. Sort the words into 2-3 categories of your choice. | 29 | 30 Make a list of all the places you went this summer. When you finish divide it into two lists; one for common nouns and one for proper nouns. | 31 Enjoy the rest of your summer break, and have a great year!  | | |

Summer 2017 Adventure ~ Books I've Read

Chart your summer adventures here! List the books you have read on this page. Depending on how fast you read and how much you read each day, you may have completed more books than suggested on the calendar.

Glue or tape this document to the first page of your Reader's and Writer's Journal.

| Book Title | Author | Genre | Number of Pages | Recommendation to Other Readers |
|------------|--------|-------|-----------------|---------------------------------|
| | | | | |
| | | | | |
| | | | | |
| | | | | |
| | | | | |
| | | | | |
| | | | | |
| | | | | |
| | | | | |

Name: _____

School: _____

Summer 2017