

ELA Grades 1 and 2

It is important that you keep your brain active over the summer to be ready for next year. In this packet, you will find a calendar of activities to last you all summer long. Create a journal that you can use to note your thoughts, ideas, and any work you complete. Be sure to enter the date in your journal for each assignment you do. Once you have completed an activity, write about it in your journal. Use words or draw a picture.

Directions:



- Families may use the calendar together. Find the ones that sound interesting to you. **Pick at least 10 calendar activities for the summer and complete in your journal.** You are welcome to take the challenge and complete EVERY day! **You will also need to complete 2 reader Response Forms as well. Be sure to complete the 10 Calendar activities and 2 Reader Response Forms turn these in your first week of school.**
- Students should read for at least 30 minutes each day.

**You will need a Journal to complete the summer work. Your journal will be your special place for the daily calendar work and writing. You may purchase one OR why not try and make your own journal! Staple several papers together or use a notebook/binder with paper. Be creative and decorate the journal. Specific journaling tasks are given some days, but you may also journal after each day's reading, noting things that stood out, questions that they have, or general wonderings about the text.

Be sure to complete the 10 Calendar activities and 2 Reader Response Forms and ==turn these in your first week of school.


Directions: Keep your reading and writing skills sharp for next year by completing these activities. The following activities may be done with your families help.

JUNE


Sunday	Monday	Tuesday	Wednesday	Thursday	Friday	Saturday
18 Summer reading Incentive at Barnes and Noble... Read 8 books and receive a free book	19 Pay a visit to your local public library and apply for a library card..	20 Make a word journal to put the new words you'll learn this summer 	21 <i>If you are interested in English Language Learner Supports, visit www.manythings.org for games and activities.</i>	22 Make tonight family game night. Play Pictureka, Cranium Cariboo or some other game youlike. 	23 Visit www.pbskids.org/lions for activities, games, stories, and parent resources.	24 Visit http://www.pgcmis.info/upcomingkidsevents for more information and additional resources to help your summer reading experience!
Fluency	Comprehension	Journal Entry/Writing	Vocabulary	Word Work	Website	Library Visit
	26 Rhyming words have the same ending sound (For example. go-no). Make a list of rhyming words and add them to your word journal. Can you think of words that will rhyme with looks, ten, hats, man?	27 Write about the book that you are currently reading. If you are reading a story, make a prediction about what will happen next?	28 ?	29 What vowel (a, e, i, o, u) is missing from the words below? y_s s_x n_t b_s l_t h_d p_p m_d p_t m_x h_t c_b t_n h_s s_n b_g w_t m_ss g_t b_ll	30 Time to brush up on your typing skills! Visit the Typing Factory at http://www.learninggamesforkids.com/keyboarding_games/typing-factory.html to practice!	

Directions: Keep your reading and writing skills sharp for next year by completing these activities. The following activities may be done with your families help.

JULY

Sunday	Monday	Tuesday	Wednesday	Thursday	Friday	Saturday						
			Vocabulary	Word Work	Website	Library Visit						
2 Read a poem out loud. First read it slowly in parts with a family member and then read it again. Can you read it on your own? You can find poems online or at the library or bookstore.	3 Read another poem. As you read, visualize by making pictures in your mind of what is happening. What do you see?	4 Write your own poem. Illustrate your poem. Share it with a friend or family member. 	5 Poems often relate to our five senses: sight, hearing, taste, touch, and smell. Review the poems that you read. Find words that relate to at least three of your senses. Here is an example: <table border="1" style="margin-left: auto; margin-right: auto;"> <tr> <td>sight</td> <td>touch</td> <td>smell</td> </tr> <tr> <td>shiny</td> <td>bumpy</td> <td>rotten</td> </tr> </table>	sight	touch	smell	shiny	bumpy	rotten	6 Look in a magazine or online and find pictures that relate to your five senses words.	7 Visit http://www.turtlediary.com/grade-1-games/esl-efl-games.html to practice spelling, sight words, and read.	8 Practice your sight words with a family member. .
sight	touch	smell										
shiny	bumpy	rotten										
9 Reread the silly story. Take turns reading it aloud with a family member. Listen to how your family member uses expressions while reading. Practice!	10 Did you read a silly story? What did the characters do that made this story seem silly?	11 Create your own silly story. A duck riding a bike is silly. What other silly things can you think of an animal doing? Use your imagination. Draw a picture of the characters in your story.	12 Use the following words in a sentence. <ul style="list-style-type: none"> • had • will • up Can you find these words in a story?	14 Practice forming your letters correctly. Aa Bb Cc Dd Ee Ff Gg Hh	15 Visit http://www.rif.org/literacy-resources and explore the resources, activities, booklists, and apps to help your reading skills grow!	16 Read <i>Have You Seen My Cat?</i> by Eric Carle or another book from your recommended summer reading list.						
	18 Use the following words in a sentence. Discuss beginning and ending sounds. <ul style="list-style-type: none"> • that • this • then Can you find these words in a story?	19 Draw a picture that connects to your sentences from yesterday	20	21 Visit www.pbskids.org/lions for activities, games, stories, and parent resources.	22							
23 Write about your dream vacation. Where would you go? Why would you go there? Tell what it looks like and who would go with you.	25 Read a story with your family for 15 minutes. Then, read it to them like a storyteller.	26 Write 6 words you have learned from reading your Marc Crabtree book into your journal, and use each word in a sentence	26	28 Visit http://www.storylineonline.net/ to read stories with Hollywood actors and actresses	29/30							

AUGUST

Sunday	Monday	Tuesday	Wednesday	Thursday	Friday	Saturday
		1 Write a thank you note to the librarian at your library for helping you all summer long!	2 Are you ready to go back to school? Do you have your Back to School supply list? What materials do you think you will need? Illustrate and label your supplies in your journal.	3	4 Visit http://www.roythezebra.com/ for interactive reading games, guided reading stories, and other activities.	5 National Dog Day is coming up later this month! Read <i>Dogs!</i> by Ginger Fogelson Guy or another book about pets.
6 Ask a family member to read aloud a newspaper or a magazine. Did you hear any new and interesting words? Talk about these words.	7 Write or draw it in your journal. about yesterdays article	8 Practice forming your letters correctly. Aa Bb Cc Dd Ee Ff Gg Hh Ii Jj 	9	10 Play Sight Word Hopscotch! Write your ten words from Sunday on paper or the ground. When you land on the word, read it aloud.	11	12 Read <i>I Know An Old Lady That Swallowed a Fly</i> by Nadine Bernard Westcott or another fiction book. How many things did the old lady swallow?
August 13-19, 2017 ~Summer Project~ Complete the Reader Response Forms for 2 books you have read so far this summer						
20 Write or draw in your journal about <i>I Know An Old Lady That Swallowed a Fly</i> by Nadine Bernard	21 Jack took the goose that laid the golden eggs from the giant. If the goose could lay something else, what would you like it to be?	22 Write or draw in your journal about Jack and the goose	23 Write three things you had fun doing this summer.	24 Find five words in a magazine or newspaper. that describe thins you will need for school. Highlight, circle, or cut and paste the words in your journal. Talk about the words. Write a sentence using the words in your journal.	25 Practice your sight words at http://www.brainpopjr.com/readingandwriting/	26
27 Do you know the following words: big, too, small, down, this, sit, me, can, play, or help?Write these words on index cards. Practice reading them	28	29 How many sight words can you remember? Write them all down, then check your index cards to see how many you got correct.	30 Look at all the words you learned this summer! Make a list of your five words from this summer.	31 Enjoy the rest of your summer break, and have a great year!		

Summer 2017 Adventure ~ Books I've Read

Chart your summer adventures here! List the books you have read on this page. Depending on how fast you read and how much you read each day, you may have completed more books than suggested on the calendar.

Glue or tape this document to the first page of your Journal.

Book Title	Author	Genre	Number of Pages	Recommendation to Other Readers

Name: _____

School: _____

Summer 2017